

Jefferson Davis County School District (District 3300)

Ike Haynes, Superintendent
ihaynes@jeffersondavis.k12.ms.us
1025 3rd Street
Prentiss, MS 39474



— District Profile —

Section Source: MDE/SY 2012-2013

Student Data — Demographics

	This District	Mississippi
Total Enrollment	1,603	492,847
Free Lunch and Reduced Lunch	NR %	71.57%
Average Daily Attendance	97.34%	94.53%

*Average Daily Attendance: Calculated using ADA months 1-9

Student Data — Racial Makeup

Race	This District	Mississippi
Asian	0.06%	1.00%
Black	87.65%	49.79%
Hispanic	0.87%	2.90%
Native American	0.00%	0.26%
White	11.42%	46.05%

Student Data — Special Education

IEP Students as a Percentage of All Students	18.03%
Actual Number of IEP Students	289

* IEP = Individualized Education Program

School District Staff

	This District	Mississippi
Number of Employees (FTE) ^{1 2}	282.86	68,383.89
Number of Teachers (FTE) ^{1 2}	124.23	32,810.77
National Board Certified Teachers	2	2,288
Highly Qualified Teachers	94.20%	97.24%
Emergency/Provisional Teachers	3.34%	0.81%
Number of Special Education Teachers (FTE) ^{1 2}	26.98	5039.15
Highly Qualified Special Education Teachers	100.00%	99.31 %
Emergency Special Education Teachers	0.00%	3.92 %

¹ FTE = Full Time Equivalent

² Data from SY 2013-2014

— ACADEMIC ACHIEVEMENT —

Section Source: MDE

2014 State Accountability Label²

—C—

2014-2015 Accreditation Status²

—Accredited—

Number of Schools by Accountability Label

A	0
B	0
C	4
D	0
F	0

Schools that were not assigned a letter grade are not reflected above.

Graduation and Completion Data (First Time 9th Graders in 09-10)

	All Students	IEP Students	Mississippi
Graduation Rate	70.2%	20.6%	74.5%
Completion Rate (w/ graduates)	91.50	48.2%	83.5%
Dropout Rate	7.90	26.8%	13.9%
Occupational Diplomas	NR	NR	680
Certificates of Attendance	12.00	12.00	1117

ACT Information (2012-2013)

	This District	Mississippi
12th Grade students taking ACT	73.10%	83.53%
Average ACT Score	15.5	18.6

* ACT = American College Test

Expulsions & Out of School Suspensions > 10 Days (2012-2013)

	This District	Mississippi
IEP Students	NR	1.11%
All Non-IEP Students	1.50%	.94%

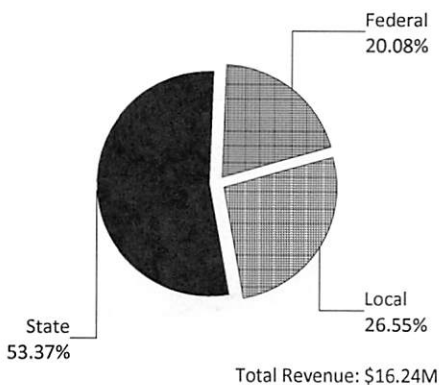
* NR = Due to size cannot report data

² Data from SY 2013-2014

— FINANCIAL DATA —

Section Source: MDE/SY 2012-2013

Revenue Sources



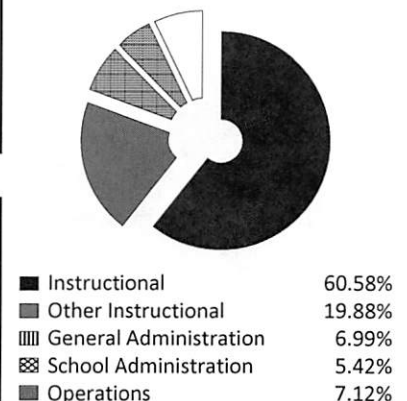
Millage and Assessed Valuation

	This District	Mississippi
Operational Millage Rate	52.17	44.26
Debt Service Millage Rate	2.97	4.77
Net Ad Valorem Requested	\$3,734,730	
Assessed Valuation	\$83,698,078	

Estimated Per Pupil Expenditures

	This District	Mississippi
Local	\$2,719	\$2,906.48
State	\$5,466	\$4,564.98
Federal	\$2,056	\$1,459.36
Intermediate ³	\$0	\$1.10
Total	\$10,241	\$8,931.92

Actual Expenditures



For more information on how to get involved in the Jefferson Davis County School District, or to obtain a free hard copy of this report, please call (601) 792-4267 or visit any Jefferson Davis County School District School or District Office. To view this report online, or to find out more, visit <http://reports.mde.k12.ms.us/data/>.

³Intermediate funds are grants from an intermediate source which can be used for any legal purpose desired by the LEA.

Jefferson Davis County School District (District 3300)

Ike Haynes, Superintendent
ihaynes@jeffersondavis.k12.ms.us
1025 3rd Street
Prentiss, MS 39474



— District Profile — Section Source: MDE/SY 2012-2013

Student Data — Demographics

	This District	Mississippi
Total Enrollment	1,603	492,847
Free Lunch and Reduced Lunch	NR %	71.57%
Average Daily Attendance	97.34%	94.53%

*Average Daily Attendance: Calculated using ADA months 1-9

Student Data — Racial Makeup

Race	This District	Mississippi
Asian	0.06%	1.00%
Black	87.65%	49.79%
Hispanic	0.87%	2.90%
Native American	0.00%	0.26%
White	11.42%	46.05%

Student Data — Special Education

IEP Students as a Percentage of All Students	18.03%
Actual Number of IEP Students	289

* IEP = Individualized Education Program

School District Staff

	This District	Mississippi
Number of Employees (FTE) ^{1 2}	282.86	68,383.89
Number of Teachers (FTE) ^{1 2}	124.23	32,810.77
National Board Certified Teachers	2	2,288
Highly Qualified Teachers	94.20%	97.24%
Emergency/Provisional Teachers	3.34%	0.81%
Number of Special Education Teachers (FTE) ^{1 2}	26.98	5039.15
Highly Qualified Special Education Teachers	100.00%	99.31 %
Emergency Special Education Teachers	0.00%	3.92 %

¹ FTE = Full Time Equivalent

² Data from SY 2013-2014

— ACADEMIC ACHIEVEMENT —

Section Source: MDE

2014 State Accountability Label²

—C—

2014-2015 Accreditation Status²

—Accredited—

Number of Schools by Accountability Label

A	0
B	0
C	4
D	0
F	0

Schools that were not assigned a letter grade are not reflected above.

Graduation and Completion Data (First Time 9th Graders in 09-10)

	All Students	IEP Students	Mississippi
Graduation Rate	70.2%	20.6%	74.5%
Completion Rate (w/ graduates)	91.50	48.2%	83.5%
Dropout Rate	7.90	26.8%	13.9%
Occupational Diplomas	NR	NR	680
Certificates of Attendance	12.00	12.00	1117

ACT Information (2012-2013)

	This District	Mississippi
12th Grade students taking ACT	73.10%	83.53%
Average ACT Score	15.5	18.6

* ACT = American College Test

Expulsions & Out of School Suspensions > 10 Days (2012-2013)

	This District	Mississippi
IEP Students	NR	1.11%
All Non-IEP Students	1.50%	.94%

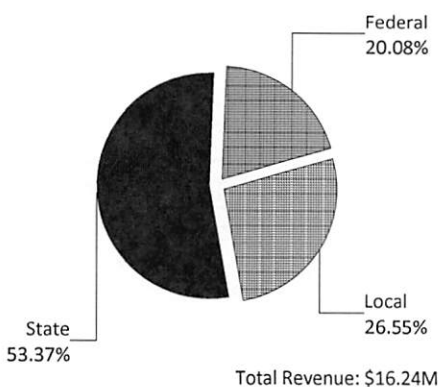
* NR = Due to size cannot report data

² Data from SY 2013-2014

— FINANCIAL DATA —

Section Source: MDE/SY 2012-2013

Revenue Sources



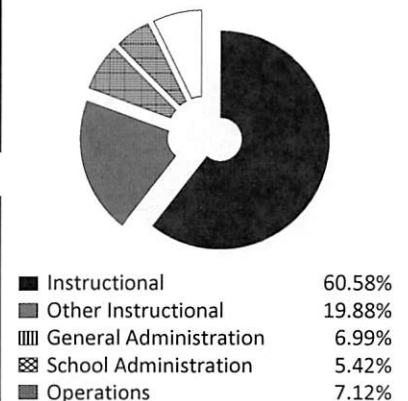
Millage and Assessed Valuation

	This District	Mississippi
Operational Millage Rate	52.17	44.26
Debt Service Millage Rate	2.97	4.77
Net Ad Valorem Requested	\$3,734,730	
Assessed Valuation	\$83,698,078	

Estimated Per Pupil Expenditures

	This District	Mississippi
Local	\$2,719	\$2,906.48
State	\$5,466	\$4,564.98
Federal	\$2,056	\$1,459.36
Intermediate ³	\$0	\$1.10
Total	\$10,241	\$8,931.92

Actual Expenditures



For more information on how to get involved in the Jefferson Davis County School District, or to obtain a free hard copy of this report, please call (601) 792-4267 or visit any Jefferson Davis County School District School or District Office. To view this report online, or to find out more, visit <http://reports.mde.k12.ms.us/data/>.

³Intermediate funds are grants from an intermediate source which can be used for any legal purpose desired by the LEA.